

## Moodle Course Overview

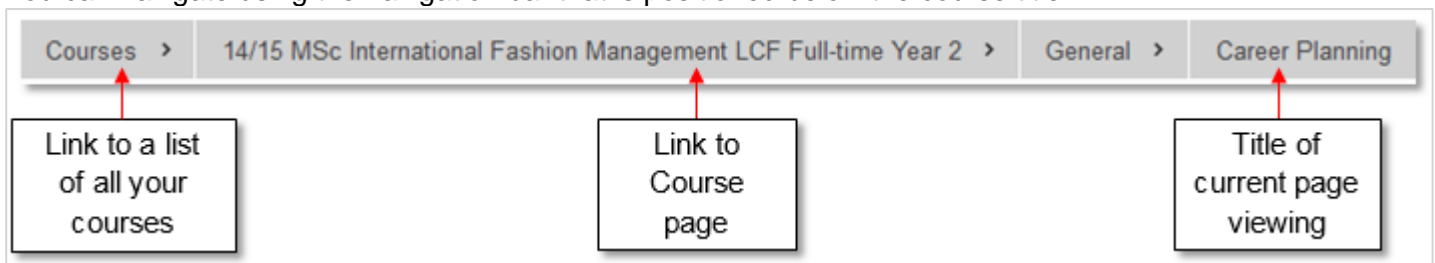
---

### Outline of a Course Page

- **Breadcrumb Trail** – each Moodle page has a horizontal breadcrumb trail at the top. The breadcrumb trail tells you where you are in the course and it allows you to return to the courses homepage at any time. (*For more details, see the section on “Getting around Moodle”*)
- **Content Block** – jump to different content areas within the current course.
- **Programme Block** – enter different areas of your current programme from top level programme to lower level units.
- **Course Block** – there are a variety of course blocks that staff can use. Use these wisely as you don't want to have content overload!
- **Course Content** – this is located in the middle of the screen and consists of course/unit sections. The first section usually has general information about the course. The remaining topics contain course resources, such as text documents, PowerPoint slides, web pages, images, etc and activities, such as forums, quizzes, glossaries etc.
- **Administration Block** – Course edit settings, swapping to student view and more.

### Breadcrumb Trail

You can navigate using the navigation bar that is positioned below the course title.



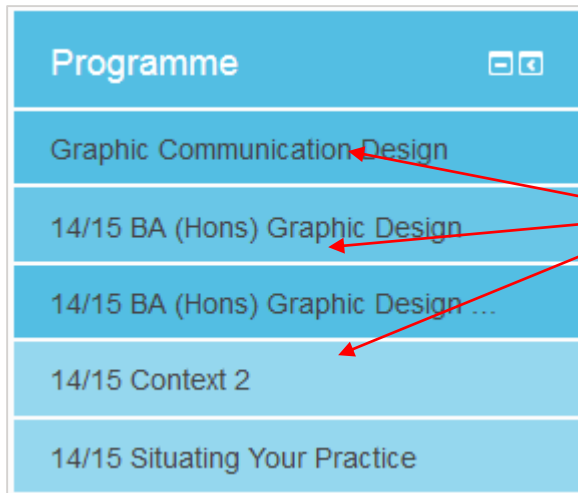
## Content Block

Content <span>☰</span>
Welcome
BA Handbook information
Live briefs and competitions
Links to UAL Academic support and CSM academic support
ENGLISH LANGUAGE SUPPORT
Student opportunities
Internal BA Graphics Room Bookings (for Staff Use only)
Study Support Workshops
IT Software Support
BAGD

The Content block produces a table of contents for the course – ie a list of all visible topics/weeks in your course.

Clicking at one of these links will display that particular topic section contents

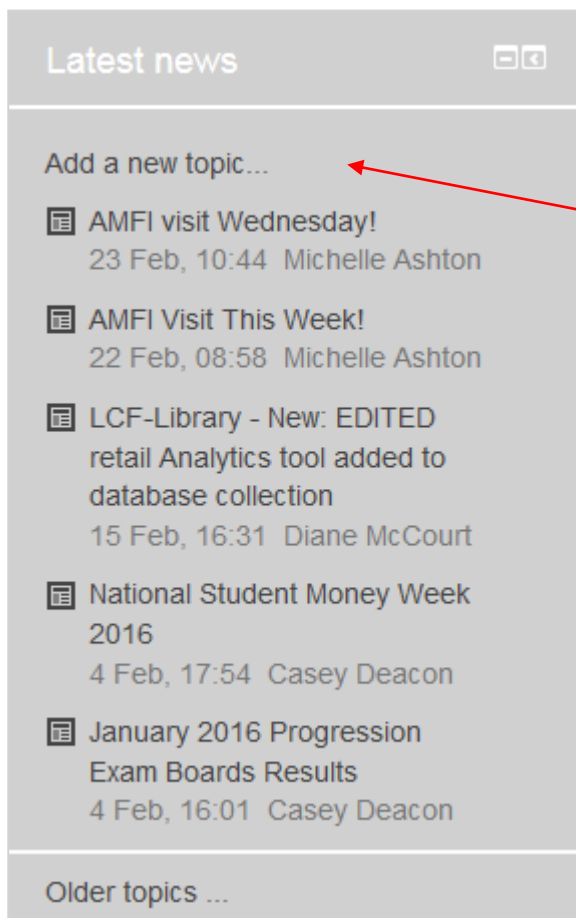
## Programme Block



The Programme block lists your programme for the current academic year. This will enable you to navigate through your programme from the top level through to your units.

To view all your courses from previous years and other sites that you are enrolled onto click on the Courses link in the breadcrumb trail or from the main menu

## Course Block



There are various course blocks available for staff to use. Some blocks are hidden from students so only staff can see and use them.

Blocks can be added, removed, hidden and docked.

Course blocks contain additional information and links. The settings block contains important links to various aspects of your Moodle course

# 16/17 BA (Hons) Fashion Management



Topic 1

Content for your course will appear under each topic/section header.

These headers will change depending on the course. These areas are populated with content by the course team.

Topic 2

If there is no content for the topic/section these can be switched off so the student does not have access to empty topic/section areas.

Topic 3

Topic 4

## Further Support

Additional support is on hand should you require help. Contact the Technology Enhanced Learning team at [elearning-support@arts.ac.uk](mailto:elearning-support@arts.ac.uk)



*This work by Technology Enhanced Learning, University of the Arts London is licensed under a Creative Commons Attribution-NonCommercial-ShareAlike 3.0 Unported License.*